



Instituto Estatal para la Educación de los Jóvenes y Adultos QUINTANA ROO

Estado Analítico del Ejercicio del Presupuesto por Fuente de Financiamiento Del 01/ene./2022 Al 31/mar./2022

Usu: PATY

Rep: rptEstadoAnalíticoPresupuestoEgresos_FF

Fecha y 04/may./2022

hora de Impresión 02:56 p. m.

Ejercicio del Presupuesto		Egresos Aprobado	Ampliaciones / (Reducciones)	Egresos Modificado	Egresos Comprometido	Egresos Devengado	Egresos Ejercido	Egresos Pagado	Subejercicio
1	RECURSO ESTATAL								
10000	Servicios Personales	\$2,885,986.00	\$0.00	\$2,885,986.00	\$2,649,081.13	\$2,649,081.13	\$2,649,081.13	\$2,649,081.13	\$236,904.87
11000	Remuneraciones al Personal de Carácter Permanente	\$666,999.00	-\$66,546.40	\$600,452.60	\$597,342.52	\$597,342.52	\$597,342.52	\$597,342.52	\$3,110.08
11300	Sueldos Base al Personal Permanente	\$666,999.00	-\$66,546.40	\$600,452.60	\$597,342.52	\$597,342.52	\$597,342.52	\$597,342.52	\$3,110.08
11301	Sueldos Base al Personal de Confianza	\$666,999.00	-\$66,546.40	\$600,452.60	\$597,342.52	\$597,342.52	\$597,342.52	\$597,342.52	\$3,110.08
12000	Remuneraciones al Personal de Carácter Transitorio	\$534,128.00	\$77,701.44	\$611,829.44	\$579,602.28	\$579,602.28	\$579,602.28	\$579,602.28	\$32,227.16
12100	Honorarios Asimilables a Salarios	\$80,186.00	\$301,889.40	\$382,085.40	\$361,054.20	\$361,054.20	\$361,054.20	\$361,054.20	\$21,031.20
12101	Honorarios Asimilables a Salarios	\$80,186.00	\$301,889.40	\$382,085.40	\$361,054.20	\$361,054.20	\$361,054.20	\$361,054.20	\$21,031.20
12200	Sueldos Base al Personal Eventual	\$453,942.00	-\$224,197.96	\$229,744.04	\$218,548.08	\$218,548.08	\$218,548.08	\$218,548.08	\$11,195.96
12201	Sueldo Base al Personal Eventual	\$453,942.00	-\$224,197.96	\$229,744.04	\$218,548.08	\$218,548.08	\$218,548.08	\$218,548.08	\$11,195.96
13000	Remuneraciones Adicionales y Especiales	\$968,260.00	-\$19,267.40	\$948,992.60	\$874,620.50	\$874,620.50	\$874,620.50	\$874,620.50	\$74,372.10
13100	Primas por Años de Servicios Efectivos Prestados	\$39,060.00	\$847.43	\$39,907.43	\$35,420.00	\$35,420.00	\$35,420.00	\$35,420.00	\$4,487.43
13101	Prima Quinquenal	\$39,060.00	\$847.43	\$39,907.43	\$35,420.00	\$35,420.00	\$35,420.00	\$35,420.00	\$4,487.43
13400	Compensaciones	\$929,200.00	-\$20,114.83	\$909,085.17	\$839,200.50	\$839,200.50	\$839,200.50	\$839,200.50	\$69,884.67
13402	Compensación por Servicios al Personal de Confianza	\$929,200.00	-\$20,114.83	\$909,085.17	\$839,200.50	\$839,200.50	\$839,200.50	\$839,200.50	\$69,884.67
14000	Seguridad Social	\$262,983.00	\$8,544.65	\$271,527.65	\$214,142.18	\$214,142.18	\$214,142.18	\$214,142.18	\$57,385.47
14100	Aportaciones de Seguridad Social	\$70,393.00	\$18,435.12	\$88,828.12	\$88,251.97	\$88,251.97	\$88,251.97	\$88,251.97	\$576.15
14101	Aportaciones al ISSSTE	\$70,393.00	\$18,435.12	\$88,828.12	\$88,251.97	\$88,251.97	\$88,251.97	\$88,251.97	\$576.15
14200	Aportaciones a Fondos de Vivienda	\$35,302.00	\$9,245.75	\$44,547.75	\$44,258.50	\$44,258.50	\$44,258.50	\$44,258.50	\$289.25
14201	Cuotas al FOVISSSTE	\$35,302.00	\$9,245.75	\$44,547.75	\$44,258.50	\$44,258.50	\$44,258.50	\$44,258.50	\$289.25
14300	Aportaciones al Sistema para el Retiro	\$64,114.00	\$22,212.52	\$86,326.52	\$71,556.47	\$71,556.47	\$71,556.47	\$71,556.47	\$14,770.05
14301	Sistema de Ahorro para el Retiro	\$64,114.00	\$22,212.52	\$86,326.52	\$71,556.47	\$71,556.47	\$71,556.47	\$71,556.47	\$14,770.05
14302	Aportaciones Adicionales por Concepto de Ahorro Solidario	\$36,533.00	\$9,013.82	\$45,546.82	\$46,227.82	\$46,227.82	\$46,227.82	\$46,227.82	\$681.00
14400	Aportaciones para Seguros	\$27,581.00	\$13,198.70	\$40,779.70	\$25,328.65	\$25,328.65	\$25,328.65	\$25,328.65	\$15,451.05
14401	Cuotas para el Seguro de Vida del Personal	\$93,174.00	-\$41,348.74	\$51,825.26	\$10,075.24	\$10,075.24	\$10,075.24	\$10,075.24	\$41,750.02
14402	Aportaciones Adicionales por Concepto de Ahorro Solidario	\$93,174.00	-\$41,348.74	\$51,825.26	\$10,075.24	\$10,075.24	\$10,075.24	\$10,075.24	\$41,750.02
15000	Otras Prestaciones Sociales y Económicas	\$353,795.00	-\$964.92	\$352,830.08	\$309,084.36	\$309,084.36	\$309,084.36	\$309,084.36	\$43,745.72
15100	Cuotas para el Fondo de Ahorro y Fondo de Trabajo	\$33,350.00	-\$761.50	\$32,588.50	\$29,867.35	\$29,867.35	\$29,867.35	\$29,867.35	\$2,721.15
15101	Cuotas para el Fondo de Ahorro y Fondo de Trabajo	\$33,350.00	-\$761.50	\$32,588.50	\$29,867.35	\$29,867.35	\$29,867.35	\$29,867.35	\$2,721.15
15400	Prestaciones Contractuales	\$300,654.00	-\$17,627.02	\$283,026.98	\$243,707.54	\$243,707.54	\$243,707.54	\$243,707.54	\$39,319.44
15401	Canasta Básica, Ayuda para Despensa y Riesgo por Desempeño	\$80,190.00	-\$2,564.19	\$77,625.81	\$70,470.00	\$70,470.00	\$70,470.00	\$70,470.00	\$7,155.81
15402	Ayuda para Renta y Apoyo de Vivienda	\$125,604.00	-\$2,250.00	\$123,354.00	\$116,037.54	\$116,037.54	\$116,037.54	\$116,037.54	\$7,316.46



Instituto Estatal para la Educación de los Jóvenes y Adultos

QUINTANA ROO

Estado Analítico del Ejercicio del Presupuesto por Fuente de Financiamiento Del 01/ene./2022 Al 31/mar./2022

Usr: PATY

Rep: rptEstadoAnalíticoPresupuestoEgresos_FF

Fecha y hora de Impresión

04/may./2022 02:56 p. m.

Ejercicio del Presupuesto		Egresos Aprobado	Ampliaciones / Reducciones	Egresos Modificado	Egresos Comprometido	Egresos Devengado	Egresos Ejercido	Egresos Pagado	Subejercicio
15403	Ayuda para Transporte	\$15,800.00	-\$600.00	\$15,000.00	\$13,900.00	\$13,900.00	\$13,900.00	\$13,900.00	\$1,100.00
15404	Onomástico, Día del Padre y Madre	\$42,300.00	\$1,800.00	\$44,100.00	\$40,500.00	\$40,500.00	\$40,500.00	\$40,500.00	\$3,600.00
15407	Becas y Prestaciones Relativas a los Hijos de Trabajadores en Es	\$28,660.00	-\$12,612.33	\$15,947.17	\$0.00	\$0.00	\$0.00	\$0.00	\$15,947.17
15408	Prestaciones por Conceptos de Salud	\$8,400.00	-\$1,400.00	\$7,000.00	\$2,800.00	\$2,800.00	\$2,800.00	\$2,800.00	\$4,200.00
15500	Apoyos a la Capacitación de los Servidores Públicos	\$0.00	\$21,840.00	\$21,840.00	\$21,840.00	\$21,840.00	\$21,840.00	\$21,840.00	\$0.00
15501	Apoyo Escolar	\$0.00	\$21,840.00	\$21,840.00	\$21,840.00	\$21,840.00	\$21,840.00	\$21,840.00	\$0.00
15900	Otras Prestaciones Sociales y Económicas	\$19,791.00	-\$4,416.40	\$15,374.60	\$13,669.47	\$13,669.47	\$13,669.47	\$13,669.47	\$1,705.13
15901	Días Económicos	\$19,791.00	-\$4,416.40	\$15,374.60	\$13,669.47	\$13,669.47	\$13,669.47	\$13,669.47	\$1,705.13
17000	Pago de Estímulos a Servidores Públicos	\$99,821.00	\$532.63	\$100,353.63	\$74,289.29	\$74,289.29	\$74,289.29	\$74,289.29	\$26,064.34
17100	Estímulos	\$99,821.00	\$532.63	\$100,353.63	\$74,289.29	\$74,289.29	\$74,289.29	\$74,289.29	\$26,064.34
17101	Estímulos por Productividad	\$85,487.00	\$2,809.85	\$88,296.85	\$53,830.15	\$53,830.15	\$53,830.15	\$53,830.15	\$14,466.70
17102	Estímulos por Puntualidad y Asistencia Mensual	\$34,334.00	-\$2,277.22	\$32,056.78	\$20,459.14	\$20,459.14	\$20,459.14	\$20,459.14	\$11,597.64
20000	Materiales y Suministros	\$105,000.00	\$0.00	\$105,000.00	\$0.00	\$0.00	\$0.00	\$0.00	\$105,000.00
26000	Combustibles, Lubricantes y Aditivos	\$80,000.00	\$0.00	\$80,000.00	\$0.00	\$0.00	\$0.00	\$0.00	\$80,000.00
26100	Combustibles, lubricantes y aditivos	\$80,000.00	\$0.00	\$80,000.00	\$0.00	\$0.00	\$0.00	\$0.00	\$80,000.00
26101	Combustible	\$80,000.00	\$0.00	\$80,000.00	\$0.00	\$0.00	\$0.00	\$0.00	\$80,000.00
29000	Herramientas, Refacciones y Accesorios Menores	\$25,000.00	\$0.00	\$25,000.00	\$0.00	\$0.00	\$0.00	\$0.00	\$25,000.00
29600	Refacciones y accesorios menores de equipo de transporte	\$25,000.00	\$0.00	\$25,000.00	\$0.00	\$0.00	\$0.00	\$0.00	\$25,000.00
29601	Refacciones y Accesorios Menores de Equipo de Transporte	\$25,000.00	\$0.00	\$25,000.00	\$0.00	\$0.00	\$0.00	\$0.00	\$25,000.00
30000	Servicios Generales	\$373,047.00	\$265,249.39	\$638,296.39	\$341,286.41	\$341,286.41	\$341,286.41	\$341,286.41	\$297,009.98
31000	Servicios Básicos	\$63,800.00	\$0.00	\$63,800.00	\$0.00	\$0.00	\$0.00	\$0.00	\$63,800.00
31100	Energía Eléctrica	\$48,000.00	\$0.00	\$48,000.00	\$0.00	\$0.00	\$0.00	\$0.00	\$48,000.00
31101	Energía Eléctrica	\$48,000.00	\$0.00	\$48,000.00	\$0.00	\$0.00	\$0.00	\$0.00	\$48,000.00
31300	Agua	\$800.00	\$0.00	\$800.00	\$0.00	\$0.00	\$0.00	\$0.00	\$800.00
31301	Agua	\$800.00	\$0.00	\$800.00	\$0.00	\$0.00	\$0.00	\$0.00	\$800.00
31400	Telefonía Tradicional	\$15,000.00	\$0.00	\$15,000.00	\$0.00	\$0.00	\$0.00	\$0.00	\$15,000.00
31401	Telefonía Tradicional	\$15,000.00	\$0.00	\$15,000.00	\$0.00	\$0.00	\$0.00	\$0.00	\$15,000.00
32000	Servicios de Arrendamiento	\$20,000.00	\$0.00	\$20,000.00	\$0.00	\$0.00	\$0.00	\$0.00	\$20,000.00
32200	Arrendamiento de edificios	\$20,000.00	\$0.00	\$20,000.00	\$0.00	\$0.00	\$0.00	\$0.00	\$20,000.00
32201	Arrendamiento de Edificios	\$20,000.00	\$0.00	\$20,000.00	\$0.00	\$0.00	\$0.00	\$0.00	\$20,000.00
34000	Servicios Financieros, Bancarios y Comerciales	\$191,700.00	\$4,094.79	\$195,794.79	\$4,493.83	\$4,493.83	\$4,493.83	\$4,493.83	\$191,300.96
34100	Servicios financieros y bancarios	\$800.00	\$4,094.79	\$4,894.79	\$4,493.83	\$4,493.83	\$4,493.83	\$4,493.83	\$400.96



Instituto Estatal para la Educación de los Jóvenes y Adultos QUINTANA ROO

Estado Analítico del Ejercicio del Presupuesto por Fuente de Financiamiento Del 01/ene./2022 Al 31/mar./2022

Usc. PATY

Rep: rptEstadoAnalíticoPresupuestoEgresos_FF

Fecha y 04/may./2022

hora de Impresión 02:56 p. m.

Ejercicio del Presupuesto

	Egresos Aprobado	Ampliaciones / (Reducciones)	Egresos Modificado	Egresos Comprometido	Egresos Devengado	Egresos Ejercido	Egresos Pagado	Subejercicio
34101	\$800.00	\$4,094.79	\$4,894.79	\$4,493.83	\$4,493.83	\$4,493.83	\$4,493.83	\$400.96
34500	\$185,000.00	\$0.00	\$185,000.00	\$0.00	\$0.00	\$0.00	\$0.00	\$185,000.00
34501	\$185,000.00	\$0.00	\$185,000.00	\$0.00	\$0.00	\$0.00	\$0.00	\$185,000.00
34800	\$5,900.00	\$0.00	\$5,900.00	\$0.00	\$0.00	\$0.00	\$0.00	\$5,900.00
34801	\$5,900.00	\$0.00	\$5,900.00	\$0.00	\$0.00	\$0.00	\$0.00	\$5,900.00
39000	\$97,547.00	\$261,154.60	\$358,701.60	\$336,792.58	\$336,792.58	\$336,792.58	\$336,792.58	\$21,909.02
39200	\$2,000.00	-\$42.13	\$1,957.87	\$0.00	\$0.00	\$0.00	\$0.00	\$1,957.87
39201	\$2,000.00	-\$42.13	\$1,957.87	\$0.00	\$0.00	\$0.00	\$0.00	\$1,957.87
39400	\$0.00	\$265,249.39	\$265,249.39	\$265,249.39	\$265,249.39	\$265,249.39	\$265,249.39	\$0.00
39401	\$0.00	\$265,249.39	\$265,249.39	\$265,249.39	\$265,249.39	\$265,249.39	\$265,249.39	\$0.00
39800	\$95,547.00	-\$4,052.66	\$91,494.34	\$71,543.19	\$71,543.19	\$71,543.19	\$71,543.19	\$19,951.15
39801	\$95,547.00	-\$4,052.66	\$91,494.34	\$71,543.19	\$71,543.19	\$71,543.19	\$71,543.19	\$19,951.15
40000	\$500,000.00	\$0.00	\$500,000.00	\$292,000.00	\$292,000.00	\$292,000.00	\$292,000.00	\$208,000.00
44000	\$500,000.00	\$0.00	\$500,000.00	\$292,000.00	\$292,000.00	\$292,000.00	\$292,000.00	\$208,000.00
44100	\$500,000.00	\$0.00	\$500,000.00	\$292,000.00	\$292,000.00	\$292,000.00	\$292,000.00	\$208,000.00
44101	\$500,000.00	\$0.00	\$500,000.00	\$292,000.00	\$292,000.00	\$292,000.00	\$292,000.00	\$208,000.00
RECURSO ESTATAL		\$3,864,033.00	\$4,129,282.39	\$3,282,367.54	\$3,282,367.54	\$3,282,367.54	\$3,282,367.54	\$846,914.85
2	FAETA R33							
10000	\$10,051,469.00	\$0.00	\$10,051,469.00	\$9,069,504.30	\$9,069,504.30	\$9,069,504.30	\$9,069,504.30	\$981,964.70
11000	\$3,085,773.00	-\$191,398.00	\$2,894,375.00	\$2,890,841.92	\$2,890,841.92	\$2,890,841.92	\$2,890,841.92	\$3,533.08
11300	\$3,085,773.00	-\$191,398.00	\$2,894,375.00	\$2,890,841.92	\$2,890,841.92	\$2,890,841.92	\$2,890,841.92	\$3,533.08
11301	\$3,085,773.00	-\$191,398.00	\$2,894,375.00	\$2,890,841.92	\$2,890,841.92	\$2,890,841.92	\$2,890,841.92	\$3,533.08
12000	\$160,398.00	-\$34,397.75	\$126,000.25	\$126,000.00	\$126,000.00	\$126,000.00	\$126,000.00	\$0.25
12100	\$160,398.00	-\$34,397.75	\$126,000.25	\$126,000.00	\$126,000.00	\$126,000.00	\$126,000.00	\$0.25
12101	\$160,398.00	-\$34,397.75	\$126,000.25	\$126,000.00	\$126,000.00	\$126,000.00	\$126,000.00	\$0.25
13000	\$2,269,902.00	-\$186,337.77	\$2,083,564.23	\$1,983,611.98	\$1,983,611.98	\$1,983,611.98	\$1,983,611.98	\$99,952.25
13100	\$73,320.00	\$692.50	\$74,012.50	\$74,012.50	\$74,012.50	\$74,012.50	\$74,012.50	\$0.00
13101	\$73,320.00	\$692.50	\$74,012.50	\$74,012.50	\$74,012.50	\$74,012.50	\$74,012.50	\$0.00
13200	\$922,683.00	-\$54,430.27	\$868,252.73	\$868,252.73	\$868,252.73	\$868,252.73	\$868,252.73	\$0.00
13201	\$922,683.00	-\$55,245.08	\$867,437.92	\$865,992.56	\$865,992.56	\$865,992.56	\$865,992.56	\$1,445.36
13202	\$0.00	\$814.81	\$814.81	\$2,260.17	\$2,260.17	\$2,260.17	\$2,260.17	-\$1,445.36



Instituto Estatal para la Educación de los Jóvenes y Adultos QUINTANA ROO

Estado Analítico del Ejercicio del Presupuesto por Fuente de Financiamiento Del 01/ene./2022 Al 31/mar./2022

US: PATY

Fecha y 04/may./2022

Rep: rptEstadoAnaliticoPresupuestoEgresos_FF

hora de Impresión | 02:56 p. m.

Ejercicio del Presupuesto

	Egresos Aprobado	Ampliaciones / (Reducciones)	Egresos Modificado	Egresos Comprometido	Egresos Devengado	Egresos Ejercido	Egresos Pagado	Subejercicio
13400	\$1,273,899.00	-\$132,600.00	\$1,141,299.00	\$1,041,346.75	\$1,041,346.75	\$1,041,346.75	\$1,041,346.75	\$99,952.25
13402	\$1,273,899.00	-\$132,600.00	\$1,141,299.00	\$1,041,346.75	\$1,041,346.75	\$1,041,346.75	\$1,041,346.75	\$99,952.25
14000	\$1,190,278.00	-\$20,366.65	\$1,169,911.45	\$854,532.85	\$854,532.85	\$854,532.85	\$854,532.85	\$315,378.60
14100	\$354,381.00	\$16,317.29	\$370,698.29	\$359,416.35	\$359,416.35	\$359,416.35	\$359,416.35	\$11,281.94
14101	\$354,381.00	\$16,317.29	\$370,698.29	\$359,416.35	\$359,416.35	\$359,416.35	\$359,416.35	\$11,281.94
14200	\$177,723.00	\$2,527.41	\$180,250.41	\$181,238.35	\$181,238.35	\$181,238.35	\$181,238.35	-\$987.94
14201	\$177,723.00	\$2,527.41	\$180,250.41	\$181,238.35	\$181,238.35	\$181,238.35	\$181,238.35	-\$987.94
14300	\$252,576.00	\$40,040.84	\$292,616.84	\$224,112.97	\$224,112.97	\$224,112.97	\$224,112.97	\$68,503.87
14301	\$211,491.00	\$40,040.84	\$251,531.84	\$185,509.46	\$185,509.46	\$185,509.46	\$185,509.46	\$66,022.38
14302	\$41,085.00	\$0.00	\$41,085.00	\$38,603.51	\$38,603.51	\$38,603.51	\$38,603.51	\$2,481.49
14400	\$405,598.00	-\$79,252.09	\$326,345.91	\$89,765.18	\$89,765.18	\$89,765.18	\$89,765.18	\$236,580.73
14401	\$405,598.00	-\$79,252.09	\$326,345.91	\$89,765.18	\$89,765.18	\$89,765.18	\$89,765.18	\$236,580.73
15000	\$3,345,118.00	-\$251,965.32	\$3,093,152.68	\$2,530,052.16	\$2,530,052.16	\$2,530,052.16	\$2,530,052.16	\$563,100.52
15400	\$1,728,799.00	\$948,551.16	\$2,677,350.16	\$2,530,052.16	\$2,530,052.16	\$2,530,052.16	\$2,530,052.16	\$147,298.00
15403	\$1,161,884.00	\$66,954.00	\$1,228,838.00	\$1,084,140.00	\$1,084,140.00	\$1,084,140.00	\$1,084,140.00	\$144,498.00
15405	\$567,115.00	\$981,597.16	\$1,448,712.16	\$1,445,912.16	\$1,445,912.16	\$1,445,912.16	\$1,445,912.16	\$2,800.00
15900	\$1,616,319.00	-\$1,200,516.48	\$415,802.52	\$0.00	\$0.00	\$0.00	\$0.00	\$415,802.52
15903	\$1,616,319.00	-\$1,200,516.48	\$415,802.52	\$0.00	\$0.00	\$0.00	\$0.00	\$415,802.52
17000	\$0.00	\$684,465.39	\$684,465.39	\$684,465.39	\$684,465.39	\$684,465.39	\$684,465.39	\$0.00
17100	\$0.00	\$684,465.39	\$684,465.39	\$684,465.39	\$684,465.39	\$684,465.39	\$684,465.39	\$0.00
17101	\$0.00	\$684,465.39	\$684,465.39	\$684,465.39	\$684,465.39	\$684,465.39	\$684,465.39	\$0.00
20000	\$1,153,061.00	\$277,644.60	\$1,430,705.60	\$1,261,133.67	\$1,261,133.67	\$1,261,133.67	\$1,261,133.67	\$169,571.93
21000	\$262,895.00	-\$180,000.00	\$82,895.00	\$65,205.18	\$65,205.18	\$65,205.18	\$65,205.18	\$17,689.82
21100	\$142,700.00	-\$105,000.00	\$37,700.00	\$36,356.69	\$36,356.69	\$36,356.69	\$36,356.69	\$1,343.31
21101	\$142,700.00	-\$105,000.00	\$37,700.00	\$36,356.69	\$36,356.69	\$36,356.69	\$36,356.69	\$1,343.31
21200	\$37,665.00	-\$30,000.00	\$7,665.00	\$6,480.00	\$6,480.00	\$6,480.00	\$6,480.00	\$1,185.00
21201	\$37,665.00	-\$30,000.00	\$7,665.00	\$6,480.00	\$6,480.00	\$6,480.00	\$6,480.00	\$1,185.00
21400	\$20,600.00	\$0.00	\$20,600.00	\$17,872.49	\$17,872.49	\$17,872.49	\$17,872.49	\$2,727.51
21401	\$20,600.00	\$0.00	\$20,600.00	\$17,872.49	\$17,872.49	\$17,872.49	\$17,872.49	\$2,727.51
21500	\$4,250.00	\$0.00	\$4,250.00	\$784.00	\$784.00	\$784.00	\$784.00	\$3,466.00
21501	\$4,250.00	\$0.00	\$4,250.00	\$784.00	\$784.00	\$784.00	\$784.00	\$3,466.00
21600	\$51,500.00	-\$45,000.00	\$6,500.00	\$3,712.00	\$3,712.00	\$3,712.00	\$3,712.00	\$2,788.00



Instituto Estatal para la Educación de los Jóvenes y Adultos

QUINTANA ROO

Estado Analítico del Ejercicio del Presupuesto por Fuente de Financiamiento Del 01/ene./2022 Al 31/mar./2022

Usr: PATY

Rep: rptEstadoAnalíticoPresupuestoEgresos_FF

Fecha y 04/may./2022

hora de Impresión | 02:56 p. m.

Ejercicio del Presupuesto		Egresos Aprobado	Ampliaciones / (Reducciones)	Egresos Modificado	Egresos Comprometido	Egresos Devengado	Egresos Ejercido	Egresos Pagado	Subejercicio
21601	Material de Limpieza	\$51,500.00	-\$45,000.00	\$6,500.00	\$3,712.00	\$3,712.00	\$3,712.00	\$3,712.00	\$2,788.00
21700	Materiales y Útiles de Enseñanza	\$6,180.00	\$0.00	\$6,180.00	\$0.00	\$0.00	\$0.00	\$0.00	\$6,180.00
21701	Material y Útiles de Enseñanza	\$6,180.00	\$0.00	\$6,180.00	\$0.00	\$0.00	\$0.00	\$0.00	\$6,180.00
22000	Alimentos y Utensilios	\$31,211.00	\$15,139.23	\$46,350.23	\$43,270.23	\$43,270.23	\$43,270.23	\$43,270.23	\$3,080.00
22100	Productos alimenticios para personas	\$29,769.00	\$15,139.23	\$44,908.23	\$43,270.23	\$43,270.23	\$43,270.23	\$43,270.23	\$1,638.00
22101	Alimentos para el Personal Institucional	\$24,459.00	\$9,417.01	\$33,876.01	\$32,238.01	\$32,238.01	\$32,238.01	\$32,238.01	\$1,638.00
22104	Alimentación de Personas por el Desarrollo de Otros Programas Ir	\$6,310.00	\$5,722.22	\$11,032.22	\$11,032.22	\$11,032.22	\$11,032.22	\$11,032.22	\$0.00
22300	Utensilios para el servicio de alimentación	\$1,442.00	\$0.00	\$1,442.00	\$0.00	\$0.00	\$0.00	\$0.00	\$1,442.00
22301	Utensilios, Materiales y Equipos Menores para el Servicio de Alim	\$1,442.00	\$0.00	\$1,442.00	\$0.00	\$0.00	\$0.00	\$0.00	\$1,442.00
24000	Materiales y Artículos de Construcción y de Reparación	\$65,723.00	\$20,247.24	\$85,970.24	\$48,629.74	\$48,629.74	\$48,629.74	\$48,629.74	\$37,340.50
24100	Productos minerales no metálicos	\$6,180.00	\$0.00	\$6,180.00	\$0.00	\$0.00	\$0.00	\$0.00	\$6,180.00
24101	Productos Minerales No Metálicos	\$6,180.00	\$0.00	\$6,180.00	\$0.00	\$0.00	\$0.00	\$0.00	\$6,180.00
24200	Cemento y productos de concreto	\$1,500.00	\$0.00	\$1,500.00	\$0.00	\$0.00	\$0.00	\$0.00	\$1,500.00
24201	Cemento y Productos de Concreto	\$1,500.00	\$0.00	\$1,500.00	\$0.00	\$0.00	\$0.00	\$0.00	\$1,500.00
24400	Madera y productos de madera	\$5,150.00	\$0.00	\$5,150.00	\$0.00	\$0.00	\$0.00	\$0.00	\$1,500.00
24401	Madera y sus Derivados empleados para la Construcción y Repar	\$5,150.00	\$0.00	\$5,150.00	\$0.00	\$0.00	\$0.00	\$0.00	\$5,150.00
24500	Vidrio y productos de vidrio	\$2,060.00	\$0.00	\$2,060.00	\$0.00	\$0.00	\$0.00	\$0.00	\$2,060.00
24501	Vidrio y Productos de Vidrio	\$2,060.00	\$0.00	\$2,060.00	\$0.00	\$0.00	\$0.00	\$0.00	\$2,060.00
24600	Material eléctrico y electrónico	\$17,209.00	\$16,871.32	\$34,080.32	\$29,735.17	\$29,735.17	\$29,735.17	\$29,735.17	\$4,345.15
24601	Material Eléctrico y Electrónico	\$17,209.00	\$16,871.32	\$34,080.32	\$29,735.17	\$29,735.17	\$29,735.17	\$29,735.17	\$4,345.15
24700	Artículos metálicos para la construcción	\$20,600.00	\$0.00	\$20,600.00	\$9,085.24	\$9,085.24	\$9,085.24	\$9,085.24	\$11,514.76
24701	Artículos Metálicos para la Construcción	\$20,600.00	\$0.00	\$20,600.00	\$9,085.24	\$9,085.24	\$9,085.24	\$9,085.24	\$11,514.76
24800	Materiales complementarios	\$3,024.00	\$3,375.92	\$6,399.92	\$4,405.92	\$4,405.92	\$4,405.92	\$4,405.92	\$1,994.00
24801	Materiales Complementarios	\$3,024.00	\$3,375.92	\$6,399.92	\$4,405.92	\$4,405.92	\$4,405.92	\$4,405.92	\$1,994.00
24900	Otros materiales y artículos de construcción y reparación	\$10,000.00	\$0.00	\$10,000.00	\$5,403.41	\$5,403.41	\$5,403.41	\$5,403.41	\$4,596.59
24901	Otros Materiales y Artículos de Construcción y Reparación	\$10,000.00	\$0.00	\$10,000.00	\$5,403.41	\$5,403.41	\$5,403.41	\$5,403.41	\$4,596.59
25000	Productos Químicos, Farmacéuticos y de Laboratorio	\$55,923.00	-\$6,465.20	\$49,457.80	\$16,446.80	\$16,446.80	\$16,446.80	\$16,446.80	\$33,011.00
25100	Productos químicos básicos	\$14,378.00	\$15,184.80	\$29,562.80	\$15,184.80	\$15,184.80	\$15,184.80	\$15,184.80	\$14,378.00
25101	Productos Químicos Básicos	\$14,378.00	\$15,184.80	\$29,562.80	\$15,184.80	\$15,184.80	\$15,184.80	\$15,184.80	\$14,378.00
25400	Materiales, accesorios y suministros médicos	\$0.00	\$13,350.00	\$13,350.00	\$0.00	\$0.00	\$0.00	\$0.00	\$13,350.00
25401	Materiales y Suministros Médicos	\$0.00	\$13,350.00	\$13,350.00	\$0.00	\$0.00	\$0.00	\$0.00	\$13,350.00
25500	Materiales, accesorios y suministros de laboratorio	\$40,000.00	-\$35,000.00	\$5,000.00	\$1,262.00	\$1,262.00	\$1,262.00	\$1,262.00	\$3,738.00



Instituto Estatal para la Educación de los Jóvenes y Adultos

QUINTANA ROO

Estado Analítico del Ejercicio del Presupuesto por Fuente de Financiamiento Del 01/ene./2022 Al 31/mar./2022

Usu: PATY

Rep: rptEstadoAnalíticoPresupuestoEgresos_FF

Fecha y 04/may./2022

hora de Impresión 02:56 p. m.

Ejercicio del Presupuesto		Egresos Aprobado	Ampliaciones / (Reducciones)	Egresos Modificado	Egresos Comprometido	Egresos Devengado	Egresos Ejercido	Egresos Pagado	Subejercicio
25501	Materiales, Suministros e Instrumentos Menores de Laboratorio	\$40,000.00	-\$35,000.00	\$5,000.00	\$1,262.00	\$1,262.00	\$1,262.00	\$1,262.00	\$3,738.00
25600	Fibras sintéticas, hules, plásticos y derivados	\$1,545.00	\$0.00	\$1,545.00	\$0.00	\$0.00	\$0.00	\$0.00	\$1,545.00
25601	Fibras Sintéticas, Hules, Plásticos y Derivados	\$1,545.00	\$0.00	\$1,545.00	\$0.00	\$0.00	\$0.00	\$0.00	\$1,545.00
26000	Combustibles, Lubrificantes y Aditivos	\$472,841.00	\$480,521.09	\$953,362.09	\$905,045.08	\$905,045.08	\$905,045.08	\$905,045.08	\$48,317.01
26100	Combustibles, lubricantes y aditivos	\$472,841.00	\$480,521.09	\$953,362.09	\$905,045.08	\$905,045.08	\$905,045.08	\$905,045.08	\$48,317.01
26101	Combustible	\$472,841.00	\$480,521.09	\$953,362.09	\$905,045.08	\$905,045.08	\$905,045.08	\$905,045.08	\$48,317.01
27000	Vestuario, Blancos, Prendas de Protección y Artículos Deportiv	\$6,592.00	\$505.80	\$7,097.80	\$1,020.80	\$1,020.80	\$1,020.80	\$1,020.80	\$6,077.00
27100	Vestuario y uniformes	\$3,502.00	\$0.00	\$3,502.00	\$0.00	\$0.00	\$0.00	\$0.00	\$3,502.00
27101	Vestuarios y Uniformes	\$3,502.00	\$0.00	\$3,502.00	\$0.00	\$0.00	\$0.00	\$0.00	\$3,502.00
27200	Prendas de seguridad y protección personal	\$2,060.00	\$0.00	\$2,060.00	\$0.00	\$0.00	\$0.00	\$0.00	\$2,060.00
27201	Prendas de Seguridad y Protección Personal	\$2,060.00	\$0.00	\$2,060.00	\$0.00	\$0.00	\$0.00	\$0.00	\$2,060.00
27400	Productos textiles	\$1,030.00	\$505.80	\$1,535.80	\$1,020.80	\$1,020.80	\$1,020.80	\$1,020.80	\$515.00
27401	Productos Textiles	\$1,030.00	\$505.80	\$1,535.80	\$1,020.80	\$1,020.80	\$1,020.80	\$1,020.80	\$515.00
29000	Herramientas, Refacciones y Accesorios Menores	\$257,876.00	-\$52,303.56	\$205,572.44	\$181,515.84	\$181,515.84	\$181,515.84	\$181,515.84	\$24,056.60
29100	Herramientas menores	\$26,780.00	-\$459.00	\$26,321.00	\$4,889.40	\$4,889.40	\$4,889.40	\$4,889.40	\$21,431.60
29101	Herramientas Menores	\$26,780.00	-\$459.00	\$26,321.00	\$4,889.40	\$4,889.40	\$4,889.40	\$4,889.40	\$21,431.60
29200	Refacciones y accesorios menores de edificios	\$2,625.00	\$93.53	\$2,718.53	\$2,718.53	\$2,718.53	\$2,718.53	\$2,718.53	\$0.00
29201	Refacciones y Accesorios Menores de Edificios	\$2,625.00	\$93.53	\$2,718.53	\$2,718.53	\$2,718.53	\$2,718.53	\$2,718.53	\$0.00
29300	Refacciones y accesorios menores de mobiliario y equipo de adm	\$2,625.00	\$0.00	\$2,625.00	\$0.00	\$0.00	\$0.00	\$0.00	\$2,625.00
29301	Refacciones y Accesorios Menores de Mobiliario y Equipo de Adm	\$2,625.00	\$0.00	\$2,625.00	\$0.00	\$0.00	\$0.00	\$0.00	\$2,625.00
29400	Refacciones y accesorios menores de equipo de cómputo y tecnol	\$0.00	\$459.00	\$459.00	\$459.00	\$459.00	\$459.00	\$459.00	\$0.00
29401	Refacciones y Accesorios Menores de Equipo de Cómputo y Tecn	\$0.00	\$459.00	\$459.00	\$459.00	\$459.00	\$459.00	\$459.00	\$0.00
29600	Refacciones y accesorios menores de equipo de transporte	\$225,846.00	-\$52,397.09	\$173,448.91	\$173,448.91	\$173,448.91	\$173,448.91	\$173,448.91	\$0.00
29601	Refacciones y Accesorios Menores de Equipo de Transporte	\$225,846.00	-\$52,397.09	\$173,448.91	\$173,448.91	\$173,448.91	\$173,448.91	\$173,448.91	\$0.00
30000	Servicios Generales	\$1,951,032.00	-\$277,644.60	\$1,673,387.40	\$1,303,928.73	\$1,303,928.73	\$1,303,928.73	\$1,295,228.73	\$369,458.67
31000	Servicios Básicos	\$308,683.00	-\$22,389.00	\$286,294.00	\$184,613.60	\$184,613.60	\$184,613.60	\$184,613.60	\$101,680.40
31100	Energía Eléctrica	\$193,172.00	\$5,302.00	\$198,474.00	\$116,090.00	\$116,090.00	\$116,090.00	\$116,090.00	\$82,384.00
31101	Energía Eléctrica	\$193,172.00	\$5,302.00	\$198,474.00	\$116,090.00	\$116,090.00	\$116,090.00	\$116,090.00	\$82,384.00
31300	Agua	\$11,657.00	\$4,059.60	\$15,716.60	\$15,531.60	\$15,531.60	\$15,531.60	\$15,531.60	\$185.00
31301	Agua	\$11,657.00	\$4,059.60	\$15,716.60	\$15,531.60	\$15,531.60	\$15,531.60	\$15,531.60	\$185.00
31400	Telefonía Tradicional	\$66,236.00	\$0.00	\$66,236.00	\$51,157.30	\$51,157.30	\$51,157.30	\$51,157.30	\$15,078.70
31401	Telefonía Tradicional	\$66,236.00	\$0.00	\$66,236.00	\$51,157.30	\$51,157.30	\$51,157.30	\$51,157.30	\$15,078.70



Instituto Estatal para la Educación de los Jóvenes y Adultos QUINTANA ROO

Estado Analítico del Ejercicio del Presupuesto por Fuente de Financiamiento Del 01/ene./2022 Al 31/mar./2022

Usr: PAITY

Rep: rptEstadoAnalíticoPresupuesto.Egresos_FF

Fecha y hora de Impresión | 02:56 p. m.

hora de Impresión | 02:56 p. m.

Ejercicio del Presupuesto

	Egresos Aprobado	Ampliaciones / (Reducciones)	Egresos Modificado	Egresos Comprometido	Egresos Devengado	Egresos Ejercido	Egresos Pagado	Subejercicio
31700	\$3,000.00	\$2,249.40	\$5,249.40	\$1,834.70	\$1,834.70	\$1,834.70	\$1,834.70	\$3,414.70
31701	\$3,000.00	\$2,249.40	\$5,249.40	\$1,834.70	\$1,834.70	\$1,834.70	\$1,834.70	\$3,414.70
31800	\$34,618.00	-\$34,000.00	\$618.00	\$0.00	\$0.00	\$0.00	\$0.00	\$618.00
31801	\$34,618.00	-\$34,000.00	\$618.00	\$0.00	\$0.00	\$0.00	\$0.00	\$618.00
32000	\$351,107.00	-\$27,982.03	\$323,124.97	\$284,942.42	\$284,942.42	\$284,942.42	\$276,242.42	\$38,182.55
32200	\$330,507.00	-\$11,402.58	\$319,104.42	\$284,942.42	\$284,942.42	\$284,942.42	\$276,242.42	\$34,162.00
32201	\$330,507.00	-\$11,402.58	\$319,104.42	\$284,942.42	\$284,942.42	\$284,942.42	\$276,242.42	\$34,162.00
32700	\$20,600.00	-\$16,579.45	\$4,020.55	\$0.00	\$0.00	\$0.00	\$0.00	\$4,020.55
32701	\$20,600.00	-\$16,579.45	\$4,020.55	\$0.00	\$0.00	\$0.00	\$0.00	\$4,020.55
33000	\$418,102.00	-\$285,096.78	\$133,005.22	\$101,706.46	\$101,706.46	\$101,706.46	\$101,706.46	\$31,298.76
33100	\$259,102.00	-\$211,392.00	\$47,710.00	\$40,313.24	\$40,313.24	\$40,313.24	\$40,313.24	\$7,396.76
33101	\$259,102.00	-\$211,392.00	\$47,710.00	\$40,313.24	\$40,313.24	\$40,313.24	\$40,313.24	\$7,396.76
33300	\$50,000.00	-\$47,993.38	\$2,006.62	\$0.00	\$0.00	\$0.00	\$0.00	\$2,006.62
33501	\$50,000.00	-\$47,993.38	\$2,006.62	\$0.00	\$0.00	\$0.00	\$0.00	\$2,006.62
33400	\$20,000.00	-\$15,000.00	\$5,000.00	\$0.00	\$0.00	\$0.00	\$0.00	\$5,000.00
33401	\$20,000.00	-\$15,000.00	\$5,000.00	\$0.00	\$0.00	\$0.00	\$0.00	\$5,000.00
33600	\$44,000.00	-\$18,607.40	\$25,392.60	\$8,497.22	\$8,497.22	\$8,497.22	\$8,497.22	\$16,895.38
33601	\$14,000.00	\$1,362.60	\$15,362.60	\$7,743.22	\$7,743.22	\$7,743.22	\$7,743.22	\$7,649.38
33603	\$30,000.00	-\$30,000.00	\$0.00	\$754.00	\$754.00	\$754.00	\$754.00	\$9,246.00
33800	\$45,000.00	\$7,896.00	\$52,896.00	\$52,896.00	\$52,896.00	\$52,896.00	\$52,896.00	\$0.00
33801	\$45,000.00	\$7,896.00	\$52,896.00	\$52,896.00	\$52,896.00	\$52,896.00	\$52,896.00	\$0.00
34000	\$353,000.00	-\$327,541.49	\$25,458.51	\$2,811.84	\$2,811.84	\$2,811.84	\$2,811.84	\$22,646.67
34100	\$3,000.00	\$423.82	\$3,423.82	\$2,811.84	\$2,811.84	\$2,811.84	\$2,811.84	\$611.98
34101	\$3,000.00	\$423.82	\$3,423.82	\$2,811.84	\$2,811.84	\$2,811.84	\$2,811.84	\$611.98
34500	\$350,000.00	-\$327,965.31	\$22,034.69	\$0.00	\$0.00	\$0.00	\$0.00	\$22,034.69
34501	\$350,000.00	-\$327,965.31	\$22,034.69	\$0.00	\$0.00	\$0.00	\$0.00	\$22,034.69
35000	\$243,719.00	-\$70,109.03	\$173,609.97	\$148,061.12	\$148,061.12	\$148,061.12	\$148,061.12	\$25,548.85
35100	\$20,126.00	-\$5,445.22	\$14,680.78	\$9,554.00	\$9,554.00	\$9,554.00	\$9,554.00	\$5,126.78
35101	\$20,126.00	-\$5,445.22	\$14,680.78	\$9,554.00	\$9,554.00	\$9,554.00	\$9,554.00	\$5,126.78
35200	\$39,180.00	-\$20,000.00	\$19,180.00	\$11,020.00	\$11,020.00	\$11,020.00	\$11,020.00	\$9,160.00
35201	\$39,180.00	-\$20,000.00	\$19,180.00	\$11,020.00	\$11,020.00	\$11,020.00	\$11,020.00	\$9,160.00
35500	\$173,598.00	-\$35,663.81	\$137,934.19	\$127,487.12	\$127,487.12	\$127,487.12	\$127,487.12	\$10,447.07



Instituto Estatal para la Educación de los Jóvenes y Adultos

QUINTANA ROO

Estado Analítico del Ejercicio del Presupuesto por Fuente de Financiamiento Del 01/ene./2022 Al 31/mar./2022

Usr: PATY

Rep: rptEstadoAnalíticoPresupuestoEgresos_FF

Fecha y 04/may./2022

hora de Impresión 02:56 p. m.

Ejercicio del Presupuesto		Egresos Aprobado	Ampliaciones / (Reducciones)	Egresos Modificado	Egresos Comprometido	Egresos Devengado	Egresos Ejercido	Egresos Pagado	Subejercicio
35501	Reparación y Mantenimiento de Equipo de Transporte	\$173,598.00	-\$35,663.81	\$137,934.19	\$127,487.12	\$127,487.12	\$127,487.12	\$127,487.12	\$10,447.07
35800	Servicios de limpieza y manejo de desechos	\$9,270.00	-\$9,000.00	\$270.00	\$0.00	\$0.00	\$0.00	\$0.00	\$270.00
35801	Servicios de Limpieza y Manejo de Desechos	\$9,270.00	-\$9,000.00	\$270.00	\$0.00	\$0.00	\$0.00	\$0.00	\$270.00
35900	Servicios de jardinería y fumigación	\$1,545.00	\$0.00	\$1,545.00	\$0.00	\$0.00	\$0.00	\$0.00	\$1,545.00
35901	Servicios de Jardinería y Fumigación	\$1,545.00	\$0.00	\$1,545.00	\$0.00	\$0.00	\$0.00	\$0.00	\$1,545.00
37000	Servicios de Traslado y Viáticos	\$211,122.00	\$347,989.73	\$559,111.73	\$413,306.69	\$413,306.69	\$413,306.69	\$413,306.69	\$145,805.04
37100	Pasajes aéreos	\$20,000.00	\$39,307.33	\$59,307.33	\$50,565.33	\$50,565.33	\$50,565.33	\$50,565.33	\$8,742.00
37101	Pasajes Aéreos Nacionales	\$20,000.00	\$39,307.33	\$59,307.33	\$50,565.33	\$50,565.33	\$50,565.33	\$50,565.33	\$8,742.00
37200	Pasajes terrestres	\$4,120.00	\$0.00	\$4,120.00	\$666.00	\$666.00	\$666.00	\$666.00	\$3,454.00
37201	Pasajes Terrestres Nacionales	\$4,120.00	\$0.00	\$4,120.00	\$666.00	\$666.00	\$666.00	\$666.00	\$3,454.00
37300	Pasajes marítimos, lacustres y fluviales	\$5,590.00	\$9,030.00	\$14,620.00	\$9,590.00	\$9,590.00	\$9,590.00	\$9,590.00	\$5,030.00
37301	Pasajes Marítimos, Lacustres y Fluviales Nacionales	\$5,590.00	\$9,030.00	\$14,620.00	\$9,590.00	\$9,590.00	\$9,590.00	\$9,590.00	\$5,030.00
37500	Viáticos en el país	\$181,412.00	\$299,652.40	\$481,064.40	\$352,485.36	\$352,485.36	\$352,485.36	\$352,485.36	\$128,579.04
37501	Viáticos en el País	\$181,412.00	\$299,652.40	\$481,064.40	\$352,485.36	\$352,485.36	\$352,485.36	\$352,485.36	\$128,579.04
38000	Servicios Oficiales	\$32,687.00	\$139,484.00	\$172,171.00	\$168,330.00	\$168,330.00	\$168,330.00	\$168,330.00	\$3,841.00
38200	Gastos de orden social y cultural	\$3,090.00	\$0.00	\$3,090.00	\$0.00	\$0.00	\$0.00	\$0.00	\$3,090.00
38201	Gastos de Orden Social y Cultural	\$3,090.00	\$0.00	\$3,090.00	\$0.00	\$0.00	\$0.00	\$0.00	\$3,090.00
38300	Congresos y convenciones	\$29,597.00	\$139,484.00	\$169,081.00	\$168,330.00	\$168,330.00	\$168,330.00	\$168,330.00	\$751.00
38301	Congresos y Convenciones	\$29,597.00	\$139,484.00	\$169,081.00	\$168,330.00	\$168,330.00	\$168,330.00	\$168,330.00	\$751.00
39000	Otros Servicios Generales	\$32,612.00	-\$32,000.00	\$612.00	\$156.60	\$156.60	\$156.60	\$156.60	\$455.40
39200	Impuestos y derechos	\$32,612.00	-\$32,000.00	\$612.00	\$156.60	\$156.60	\$156.60	\$156.60	\$455.40
39201	Impuestos y Derechos	\$32,612.00	-\$32,000.00	\$612.00	\$156.60	\$156.60	\$156.60	\$156.60	\$455.40
40000	Transferencias, Asignaciones, Subsidios y Otras Ayud	\$2,710,548.00	\$0.00	\$2,710,548.00	\$923,672.00	\$923,672.00	\$923,672.00	\$923,672.00	\$1,786,876.00
44000	Ayudas Sociales	\$2,710,548.00	\$0.00	\$2,710,548.00	\$923,672.00	\$923,672.00	\$923,672.00	\$923,672.00	\$1,786,876.00
44100	Ayudas Sociales a Personas	\$2,710,548.00	\$0.00	\$2,710,548.00	\$923,672.00	\$923,672.00	\$923,672.00	\$923,672.00	\$1,786,876.00
44101	Ayudas Sociales a Personas	\$2,710,548.00	\$0.00	\$2,710,548.00	\$923,672.00	\$923,672.00	\$923,672.00	\$923,672.00	\$1,786,876.00
FAETA R33		\$15,866,110.00	\$0.00	\$15,866,110.00	\$12,558,238.70	\$12,558,238.70	\$12,558,238.70	\$12,549,538.70	\$3,307,571.30
3	RAMO 11								
40000	Transferencias, Asignaciones, Subsidios y Otras Ayud	\$569,444.00	\$0.00	\$569,444.00	\$0.00	\$0.00	\$0.00	\$0.00	\$569,444.00
44000	Ayudas Sociales	\$569,444.00	\$0.00	\$569,444.00	\$0.00	\$0.00	\$0.00	\$0.00	\$569,444.00
44100	Ayudas Sociales a Personas	\$569,444.00	\$0.00	\$569,444.00	\$0.00	\$0.00	\$0.00	\$0.00	\$569,444.00



Instituto Estatal para la Educación de los Jóvenes y Adultos
QUINTANA ROO

Estado Analítico del Ejercicio del Presupuesto por Fuente de Financiamiento Del 01/ene./2022 Al 31/mar./2022

Usr: PATY


Rep: rptEstadoAnaliticoPresupuestoEgresos_FF


Fecha y hora de impresión: 04/may./2022 02:56 p. m.


Ejercicio del Presupuesto		Egresos Aprobado	Ampliaciones / (Reducciones)	Egresos Modificado	Egresos Comprometido	Egresos Devengado	Egresos Ejercido	Egresos Pagado	Subejercicio
44101	Ayudas Sociales a Personas	\$569,444.00	\$0.00	\$569,444.00	\$0.00	\$0.00	\$0.00	\$0.00	\$569,444.00
RAMO 11		\$569,444.00	\$0.00	\$569,444.00	\$0.00	\$0.00	\$0.00	\$0.00	\$569,444.00

Total Final

\$20,299,587.00	\$285,249.39	\$20,584,836.39	\$15,840,806.24	\$15,840,806.24	\$15,840,806.24	\$15,831,906.24	\$4,724,230.15
-----------------	--------------	-----------------	-----------------	-----------------	-----------------	-----------------	----------------


LIC. NITZIA JULIANA RIVERA ARGUELLES
ENCARGADA DE DESPACHO DEL IEEA


LIC. ROMAN ALEJANDRO VAZQUEZ
DIRECTOR DE PLANEACION Y SEGUIMIENTO OPERATIVO


LIC. MARCO ANTONIO PAREDES ULLOA
JEFE DEL DEPTO. DE PROGRAMACION Y PRESUPUESTO